

Precision Through Surface Logic: A Class-A Surfacing Study in Rhinoceros 3D

This project is an educational Class-A surfacing study developed in [Rhinoceros 3D](#), using a faucet form as a controlled geometric framework rather than as a finished or fabricated design. The objective was not to produce a market-ready object, but to deepen technical understanding of [NURBS](#) surface logic – particularly how surface continuity, reflection behavior, and control-vertex structure interact during complex surface transitions.



Top view highlighting the loop-based geometry and continuous surface transitions.

INTRODUCTION & CONTEXT

The study focuses entirely on digital surface construction and evaluation within Rhinoceros 3D. Physical fabrication was intentionally excluded so that attention could remain on precision, continuity decisions, and analytical feedback during the modeling

process.

Although the overall form appears simple at first glance, primarily composed of intersecting circular geometries, the surfacing challenges emerged early. Exterior surfaces required curvature-continuous (G2) transitions to maintain uninterrupted reflection flow, while interior circular regions relied on tangential (G1) continuity. Reconciling these conditions without introducing visible breaks, surface tension, or reflection artifacts became the central question of the study.

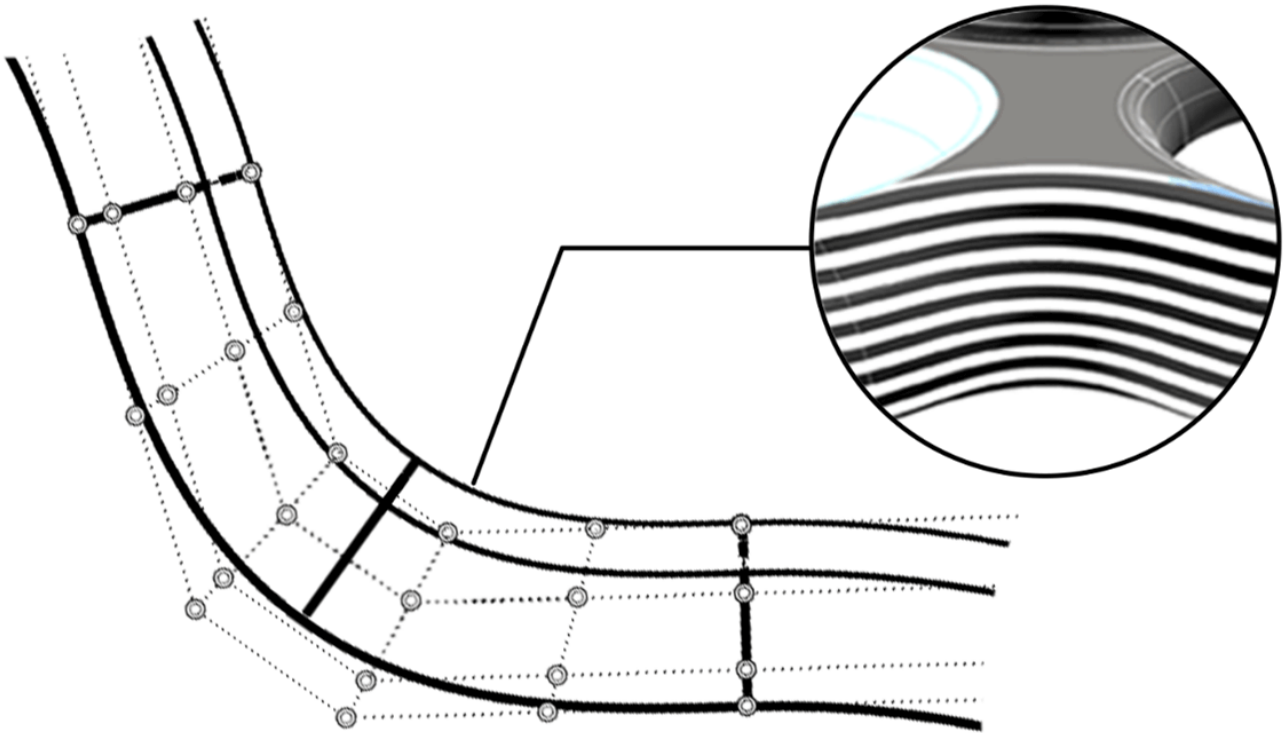


Primary construction curves defining surface logic and drafting hierarchy

DESIGN INTENT & FORMAL STRATEGY

From the outset, the project was approached as a logic-driven surfacing exercise rather than a corrective modeling process. Emphasis was placed on resolving surface intent at the curve level before generating surface patches. Construction curves were carefully structured, hierarchized, and refined so that surface behavior would remain predictable once surfaces were created.

Formal complexity was deliberately limited. By avoiding unnecessary features or decorative detail, the study allowed surface flow, continuity, and reflection behavior to remain clearly legible throughout the process. This restraint proved essential for evaluating subtle surface issues that are often obscured in more complex models.

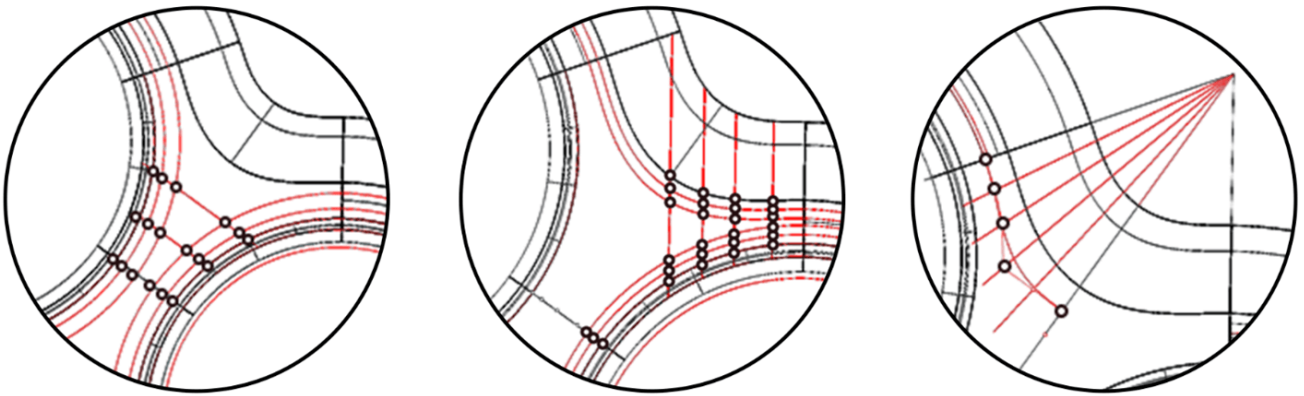


Mid-stage surface development showing partially constructed surface patches

CV LAYOUT LOGIC & SURFACE CONTINUITY

Control-vertex layout became a central driver of surface quality. Instead of evaluating surfaces individually, each surface was assessed in direct relationship to its neighbors. Misaligned or uneven CV distributions quickly resulted in unstable transitions, especially in areas where multiple surfaces converged.

Surface quality was continuously assessed using Rhinoceros 3D's analysis tools. [Zebra analysis](#) was used to evaluate reflection flow across adjoining surfaces, while curvature analysis and environment maps provided additional insight into subtle variations in surface behavior. These tools were treated as active design feedback mechanisms, guiding decisions throughout the modeling process rather than serving as final validation checks.




Control-vertex layout used to manage surface flow and continuity across transitions

CHALLENGES, INSIGHTS, & LEARNINGS


One of the most significant insights from this study was that higher continuity is not always the optimal solution. While G2 continuity is often desirable, applying it indiscriminately can lead to unnecessarily dense CV layouts and reduced control. In several transition areas, G1 continuity produced cleaner reflection flow and more stable surface behavior.

The study highlighted the importance of balancing continuity level, CV density, and visual clarity rather than pursuing maximum continuity by default. This balance proved far more effective in achieving controlled, readable surfaces.



Surface analysis illustrating continuity and reflection flow across transitions

Beyond the immediate results, the exploration directly influenced subsequent modeling workflows. It strengthened the ability to diagnose surface issues earlier, make more confident continuity decisions, and approach complex transitions with greater efficiency and intention.



Final detail view emphasizing surface refinement and reflection behavior

CONCLUSION

This Class-A surfacing study reinforces the value of patience, iteration, and structural clarity in high-quality NURBS modeling. Clean surface results emerged not through excessive adjustment, but through disciplined planning, informed continuity decisions, and a willingness to revisit earlier stages with improved understanding.

As an educational exploration, the project demonstrates how Rhino can support advanced surfacing workflows by combining precise construction tools with robust analytical feedback. Dedicated surfacing studies such as this play a crucial role in refining both technical judgment and visual sensitivity for designers working with complex surface systems.



Refined surface detail illustrating the final quality achieved through this exploration

CREDITS

Sheroy Firdosh Balsara – Student

Professor Jr Neville Songwe – Academic Guidance